

Odors are **all gone!**[®] ... safely and naturally



All Gone![®] ... is the new revolution in air cleaning that captures odors and impurities, pulling them out of the air and out of your life for good. **All Gone!**[®] utilizes the safe, natural and environmentally-friendly technology of activated carbon by Calgon Carbon Corporation, the name you have come to trust in purity. Calgon Carbon has been using activated carbon for over 50 years to purify our air and drinking water and now brings this amazing air cleaning system into your home.

All Gone![®] WORKS!

The **All Gone!**[®] activated carbon disk is filled with the amazing power of activated carbon. For centuries dating back to ancient Greece, Egypt and Rome, activated carbon has been used in purification and is still considered the best purifier known to science. Its many uses over the years have ranged from the purification of water, molasses and whiskey to the filtration of harmful gases, fumes and impurities in the air. Calgon Carbon Corporation brings this historically proven purification method to the consumer in a patent-pending disk filled with the power of activated carbon. Its millions of tiny holes or pores attract the odor causing molecules out of the air and capture them in the disk, leaving the fresh scent of clean, pure air. The microscopic pores in the activated carbon can absorb and hold large amounts of odor and impurities, up to 100 times more than baking soda. So stop masking your odors with temporary scents and eliminate them with the power of **All Gone!**[®].

WHERE TO USE

The **All Gone!**[®] disk was designed for big odors in small spaces. **All Gone!**[®] eliminates all types of odors including human, pet, food and household odors from a wide array of environments. **All Gone!**[®] is ideal for removing offensive odors from the following areas:

- Refrigerators
- Freezers
- Bathrooms
- Cars
- Pet spaces
- Litter boxes
- Trash cans
- Under the kitchen sink
- Musty closets
- Gym bags
- Air vents
- Lockers
- Diaper pails
- Tents
- Hunting & Fishing Gear
- Boats
- RVs
- Coolers
- etc.—any small space with a big odor problem

A single **All Gone!**[®] disk is most effective when used in a 5' x 7' area. If the product is to be used in a larger area, multiple disks should be used. One disk for each 5' x 7' space is sufficient. Results are best by simply placing the disk as close to the odor source as possible. Keep disk away from damp fabric.

LENGTH OF USE

The product begins working immediately upon exposing the disk to the air by removing the activating labels on both sides of the disk. The disk will continue to work until the activated carbon pores have been filled with odor and impurities. Though the length of use is dependent on how odorous your problem is, disks can be replaced with the change of seasons, or every three months, for maximum effectiveness. Simply throw the used disk away and replace it with a fresh one.

SAFETY

All natural **All Gone!**[®] is completely safe for children and pets. The product safely captures odors and does not release harmful fumes into the air. **All Gone!**[®] is environmentally friendly and contains no allergens. Should loose particles adhere to labels or fall out of disk, do not be alarmed, they are perfectly harmless.

HOW TO USE


THE CONVENIENTLY SMALL **ALL GONE!**[®] DISK ELIMINATES ODORS IN A NUMBER OF SPACES. SIMPLY PLACE THE DISK INSIDE SHOES, GYM BAGS, CARS, CLOSETS, DIAPER BAGS AND OTHER SMALL SPACES FOR QUICK ELIMINATION OF ODORS.

1. When ready to use, remove activating labels on both sides of the disk.
2. Place disk in any small space for speedy elimination of everyday odors.



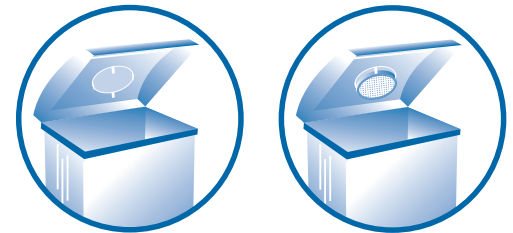
ALL GONE![®] INCLUDES A TIE FOR HANGING THE UNIT FROM RODS AND VENTS.

1. Thread tie through the loop on side of disk.
2. Wrap tie around desired rod, hook or car vent.
3. Pinch one end of tie and insert into opening on opposite end. Pull to desired tension.
4. Simply remove the activating labels on both sides of the disk, and put it to work.




THE **ALL GONE!**[®] 4-PRONG HOLDER WORKS GREAT WITH TRASH CANS, DIAPER PAILS, LITTER BOXES, UNDER THE SINK, ETC.

1. Remove disk from **All Gone!**[®] 4-prong holder to peel off front and back activating labels.
2. Lock back into place by pressing disk past **All Gone!**[®] 4-prong holder feet.
3. Remove paper from the adhesive on the back of the **All Gone!**[®] 4-prong holder.
4. Press firmly to desired location.



FOR YOUR BATHROOMS, REFRIGERATORS AND A MORE DECORATIVE APPROACH, UTILIZE THE **ALL GONE!**[®] WATER DROP DISK STAND.

1. Remove activating labels.
2. For refills, press firmly on center of current disk to remove from stand.
3. Replace with a fresh **All Gone!**[®] disk by aligning raised circles on water drop with matching indentations on disk. Press firmly into place.
4. Place in the refrigerator, or on the back of the toilet for a fresh look and pure smell your whole family will appreciate.



**With our multi-use cleaning system and replaceable disks,
there is no end to the All Gone![®] uses.**

All Gone![®]

Patents Pending

www.calgoncarbon.com

DISTRIBUTED BY:



CALGON CARBON CORPORATION
PITTSBURGH, PA
1-800-550-8789